



### District Report Card: 2017


<b>State:</b> Uttarakhand	<b>District:</b> Champawat
<b>Class:</b> 5	<b>Subject:</b> Language
<b>Schools:</b> 61	<b>Students:</b> 734


### Participation/Coverage


#### Students

<div>GENDER</div> <div></div>	Boys				Girls			
	Number		%		Number		%	
	338		46.05		396		53.95	

<div>AREA</div> <div></div>	Rural				Urban			
	Number		%		Number		%	
	633		86.24		101		13.76	

<div>CATEGORY</div> <div></div>	SC		ST		OBC		GEN	
	Number	%	Number	%	Number	%	Number	%
	211	28.75	2	0.27	122	16.62	399	54.36

<div>CWSN</div> <div></div>	LD	VI	HI	S&LD	ID	Oth
	2	0	0	0	0	3

<div>Management</div> <div></div>	Government			Government-aided		
	Number		%	Number		%
	734		100.00	0		0.00

### Average Performance of Students in Language (%)

Overall	Gender		Area		Management		Social Group			
	Male	Female	Rural	Urban	Govt.	Aided	SC	ST	OBC	GEN
56.40	57.73	55.27	58.63	42.44	56.40	0.00	54.91	60.00	51.42	58.70

## Performance on Learning Outcomes (LOs)

Learning Outcomes	Description	Average Performance(%)
L504	Reads and comprehends independently storybooks, news items/ headlines, advertisements etc.	51.83
L508	Reads text with comprehension, locates details and sequence of events	58.69

Range of Performance of Students who Answered Correctly							
Below 30%		30% - 50%		50% - 75%		Above 75%	
Number	%	Number	%	Number	%	Number	%
86	11.72	196	26.70	313	42.64	139	18.94

## Lowest Performing Learning Outcomes (LOs)

- 1 - Reads and comprehends independently storybooks, news items/ headlines, advertisements etc. (51.83)
- 2 - Reads text with comprehension, locates details and sequence of events (58.69)